

EGFR Polyclonal Antibody

Description

Product type	Primary Antibody
Code	BT-AP02874
Host	Rabbit
Isotype	IgG
Size	20ul, 50ul, 100ul
Immunogen	The antiserum was produced against synthesized peptide derived from human EGFR. AA range:836-885
Mol wt	134277
Species reactivity	Human, Mouse, Rat
Clonality	Polyclonal
Recommended application	WB, IHC-p, IF, ELISA
Concentration	1 mg/ml
Full name	EGFR Antibody
Synonyms	EGFR; ERBB; ERBB1; HER1; Epidermal growth factor receptor; Proto-oncogene c-ErbB-1; Receptor tyrosine-protein kinase erbB-1

This product is for research use only, not for use in human, therapeutic or diagnostic procedure.

Background

Epidermal growth factor receptor encoded by EGFR is a transmembrane glycoprotein that is a member of the protein kinase superfamily. Epidermal growth factor receptor is a receptor for members of the epidermal growth factor family. EGFR is a cell surface protein that binds to epidermal growth factor. Binding of epidermal growth factor receptor to a ligand induces receptor dimerization and tyrosine autophosphorylation and leads to cell proliferation. Mutations in EGFR are associated with lung cancer.

Recommended Dilution

WB: 1: 500 - 1: 2000

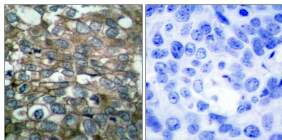
IHC: 1: 100 - 1: 300

IF: 1: 200 - 1: 1000

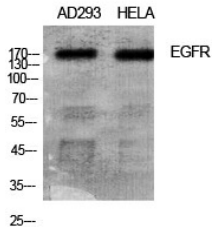
ELISA: 1: 10000

Not yet tested in other applications.

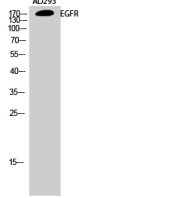
Images



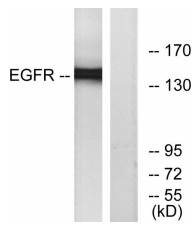
Immunohistochemistry analysis of paraffin-embedded human breast carcinoma tissue, using EGFR Antibody. The picture on the right is blocked with the synthesized peptide.



Western Blot analysis of various cells using EGFR Polyclonal Antibody diluted at 1:1000



Western Blot analysis of AD293 cells using EGFR Polyclonal Antibody diluted at 1:1000



Western blot analysis of lysates from A431 cells, treated with EGF 40 μ M 10', using EGFR Antibody.
The lane on the right is blocked with the synthesized peptide.

Storage

-20°C for one year

501 Changsheng S Rd, Nanhu Dist, Jiaxing, Zhejiang, China

Tel: 86 21 31007137 | E-mail: save@bt-laboratory.com | www.bt-laboratory.com