

Elongin A1 Polyclonal Antibody

Description

Product type	Primary Antibody
Code	BT-AP02923
Host	Rabbit
Isotype	IgG
Size	20ul, 50ul, 100ul
Immunogen	The antiserum was produced against synthesized peptide derived from human TCEB3. AA range:131-180
Mol wt	87230
Species reactivity	Human, Mouse, Rat
Clonality	Polyclonal
Recommended application	WB, IHC-p, ELISA
Concentration	1 mg/ml
Full name	Elongin A1 Antibody
Synonyms	TCEB3; MSTP059; Transcription elongation factor B polypeptide 3; Elongin 110 kDa subunit; Elongin-A; EloA; RNA polymerase II transcription factor SIII subunit A1; SIII p110

This product is for research use only, not for use in human, therapeutic or diagnostic procedure.

Background

TCEB3 encodes the protein elongin A, which is a subunit of the transcription factor B (SIII) complex. The SIII complex is composed of elongins A/A2, B and C. It activates elongation by RNA polymerase II by suppressing transient pausing of the polymerase at many sites within transcription units. Elongin A functions as the transcriptionally active component of the SIII complex, whereas elongins B and C are regulatory subunits. Elongin A2 is specifically expressed in the testis, and capable of forming a stable complex with elongins B and C. The von Hippel-Lindau tumor suppressor protein binds to elongins B and C, and thereby inhibits transcription elongation.

Recommended Dilution


WB: 1: 500 - 1: 2000

IHC: 1: 100 - 1: 300

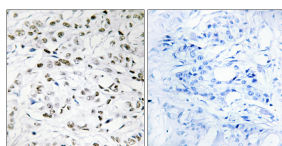
ELISA: 1: 5000

Not yet tested in other applications.


Images



Western Blot analysis of various cells using Elongin A1 Polyclonal Antibody



Immunohistochemistry analysis of paraffin-embedded human breast carcinoma, using ELOA1 Antibody. The picture on the right is blocked with the synthesized peptide.



Storage

-20°C for one year

501 Changsheng S Rd, Nanhu Dist, Jiaxing, Zhejiang, China

Tel: 86 21 31007137 | E-mail: save@bt-laboratory.com | www.bt-laboratory.com