

FAK Polyclonal Antibody

Description

Product type	Primary Antibody
Code	BT-AP03142
Host	Rabbit
Isotype	IgG
Size	20ul, 50ul, 100ul
Immunogen	The antiserum was produced against synthesized peptide derived from human FAK. AA range:828-877
Mol wt	119233
Species reactivity	Human, Mouse, Rat
Clonality	Polyclonal
Recommended application	WB, IHC-p, IF, ELISA
Concentration	1 mg/ml
Full name	FAK Antibody
Synonyms	PTK2; FAK; FAK1; Focal adhesion kinase 1; FADK 1; Focal adhesion kinase-related nonkinase; FRNK; Protein phosphatase 1 regulatory subunit 71; PPP1R71; Protein-tyrosine kinase 2; p125FAK; pp125FAK

This product is for research use only, not for use in human, therapeutic or diagnostic procedure.

Background

PTK2 encodes a cytoplasmic protein tyrosine kinase which is found concentrated in the focal adhesions that form between cells growing in the presence of extracellular matrix constituents. Focal adhesion kinase 1 is a member of the FAK subfamily of protein tyrosine kinases but lacks significant sequence similarity to kinases from other subfamilies. Activation of this gene may be an important early step in cell growth and intracellular signal transduction pathways triggered in response to certain neural peptides or to cell interactions with the extracellular matrix. Several transcript variants encoding different isoforms have been found for this gene, but the full-length natures of only four of them have been determined.

Recommended Dilution

WB: 1: 500 - 1: 2000

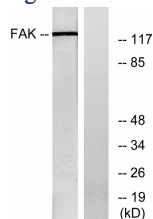
IHC: 1: 100 - 1: 300

IF: 1: 200 - 1: 1000


ELISA: 1: 20000

Not yet tested in other applications.


Images



Western blot analysis of lysates from HeLa cells, treated with Serum, using FAK Antibody. The lane on the right is blocked with the synthesized peptide.



Western blot analysis of HELA 3T3 lysis using FAK antibody. Antibody was diluted at 1:1000



Western Blot analysis of various cells using FAK Polyclonal Antibody diluted at 1:1000

Storage

-20°C for one year

501 Changsheng S Rd, Nanhu Dist, Jiaxing, Zhejiang, China

Tel: 86 21 31007137 | E-mail: save@bt-laboratory.com | www.bt-laboratory.com