

## Olfactory receptor 10K1/2 Polyclonal Antibody

### Description

<b>Product type</b>	Primary Antibody
<b>Code</b>	BT-AP06367
<b>Host</b>	Rabbit
<b>Isotype</b>	IgG
<b>Size</b>	20ul, 50ul, 100ul
<b>Immunogen</b>	The antiserum was produced against synthesized peptide derived from human OR10K1/10K2. AA range:56-105
<b>Mol wt</b>	35029
<b>Species reactivity</b>	Human
<b>Clonality</b>	Polyclonal
<b>Recommended application</b>	WB, IF, ELISA
<b>Concentration</b>	1 mg/ml
<b>Full name</b>	Olfactory receptor 10K1/2 Antibody
<b>Synonyms</b>	OR10K1; Olfactory receptor 10K1; Olfactory receptor OR1-6; OR10K2; Olfactory receptor 10K2; Olfactory receptor OR1-4

This product is for research use only, not for use in human, therapeutic or diagnostic procedure.

### Background

Olfactory receptors interact with odorant molecules in the nose, to initiate a neuronal response that triggers the perception of a smell. The olfactory receptor proteins are members of a large family of G-protein-coupled receptors (GPCR) arising from single coding-exon genes. Olfactory receptors share a 7-transmembrane domain structure with many neurotransmitter and hormone receptors and are responsible for the recognition and G protein-mediated transduction of odorant signals. The olfactory receptor gene family is the largest in the genome. The nomenclature assigned to the olfactory receptor genes and proteins for this organism is independent of other organisms.

### Recommended Dilution

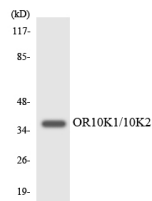
WB: 1: 500 - 1: 2000

IF: 1: 200 - 1: 1000

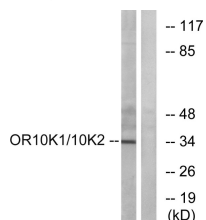
ELISA: 1: 20000

Not yet tested in other applications.

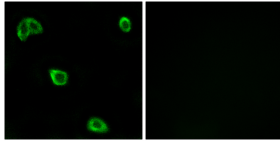
### Images



Western blot analysis of the lysates from HUVEC cells using OR10K1/10K2 antibody.



Western blot analysis of lysates from HepG2 cells, using OR10K1/10K2 Antibody. The lane on the right is blocked with the synthesized peptide.



Immunofluorescence analysis of LOVO cells, using OR10K1/10K2 Antibody. The picture on the right is blocked with the synthesized peptide.

### Storage

-20°C for one year

501 Changsheng S Rd, Nanhu Dist, Jiaxing, Zhejiang, China

Tel: 86 21 31007137 | E-mail: [save@bt-laboratory.com](mailto:save@bt-laboratory.com) | [www.bt-laboratory.com](http://www.bt-laboratory.com)