

Olfactory receptor 51D1 Polyclonal Antibody

Description

Product type	Primary Antibody
Code	BT-AP06467
Host	Rabbit
Isotype	IgG
Size	20ul, 50ul, 100ul
Immunogen	The antiserum was produced against synthesized peptide derived from human OR51D1. AA range:33-82
Mol wt	35839
Species reactivity	Human
Clonality	Polyclonal
Recommended application	WB, IF, ELISA
Concentration	1 mg/ml
Full name	Olfactory receptor 51D1 Antibody
Synonyms	OR51D1; Olfactory receptor 51D1; Olfactory receptor OR11-14

This product is for research use only, not for use in human, therapeutic or diagnostic procedure.

Background

Olfactory receptors interact with odorant molecules in the nose, to initiate a neuronal response that triggers the perception of a smell. The olfactory receptor proteins are members of a large family of G-protein-coupled receptors (GPCR) arising from single coding-exon genes. Olfactory receptors share a 7-transmembrane domain structure with many neurotransmitter and hormone receptors and are responsible for the recognition and G protein-mediated transduction of odorant signals. The olfactory receptor gene family is the largest in the genome. The nomenclature assigned to the olfactory receptor genes and proteins for this organism is independent of other organisms.

Recommended Dilution


WB: 1: 500 - 1: 2000

IF: 1: 200 - 1: 1000

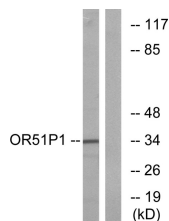
ELISA: 1: 10000

Not yet tested in other applications.


Images



Western blot analysis of the lysates from COLO205 cells using OR51D1 antibody.



Western blot analysis of lysates from Jurkat cells, using OR51D1 Antibody. The lane on the right is blocked with the synthesized peptide.



Western Blot analysis of various cells using Olfactory receptor 51D1 Polyclonal Antibody

Storage

-20°C for one year

501 Changsheng S Rd, Nanhu Dist, Jiaxing, Zhejiang, China

Tel: 86 21 31007137 | E-mail: save@bt-laboratory.com | www.bt-laboratory.com