

Olfactory receptor 5M1/5M10 Polyclonal Antibody

Description

Product type	Primary Antibody
Code	BT-AP06517
Host	Rabbit
Isotype	IgG
Size	20ul, 50ul, 100ul
Immunogen	The antiserum was produced against synthesized peptide derived from human OR5M1/5M10. AA range:230-279
Mol wt	35608/35592
Species reactivity	Human
Clonality	Polyclonal
Recommended application	WB, IF, ELISA
Concentration	1 mg/ml
Full name	Olfactory receptor 5M1/5M10 Antibody
Synonyms	OR5M1; Olfactory receptor 5M1; OST050; Olfactory receptor OR11-208; OR5M10; Olfactory receptor 5M10; Olfactory receptor OR11-207

This product is for research use only, not for use in human, therapeutic or diagnostic procedure.

Background

Olfactory receptors interact with odorant molecules in the nose, to initiate a neuronal response that triggers the perception of a smell. The olfactory receptor proteins are members of a large family of G-protein-coupled receptors (GPCR) arising from single coding-exon genes. Olfactory receptors share a 7-transmembrane domain structure with many neurotransmitter and hormone receptors and are responsible for the recognition and G protein-mediated transduction of odorant signals. The olfactory receptor gene family is the largest in the genome. The nomenclature assigned to the olfactory receptor genes and proteins for this organism is independent of other organisms.

Recommended Dilution

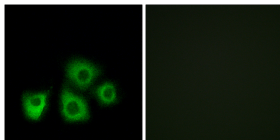
WB: 1: 500 - 1: 2000

IF: 1: 200 - 1: 1000


ELISA: 1: 10000

Not yet tested in other applications.

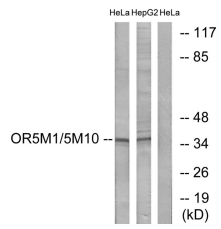
Images



Immunofluorescence analysis of MCF7 cells, using OR5M1/5M10 Antibody. The picture on the right is blocked with the synthesized peptide.



Western blot analysis of the lysates from Jurkat cells using OR5M1/5M10 antibody.



Storage

-20°C for one year

501 Changsheng S Rd, Nanhu Dist, Jiaxing, Zhejiang, China

Tel: 86 21 31007137 | E-mail: save@bt-laboratory.com | www.bt-laboratory.com