

Olfactory receptor 7C1 Polyclonal Antibody

Description

Product type	Primary Antibody
Code	BT-AP06540
Host	Rabbit
Isotype	IgG
Size	20ul, 50ul, 100ul
Immunogen	The antiserum was produced against synthesized peptide derived from human OR7C1. AA range:199-248
Mol wt	35519
Species reactivity	Human
Clonality	Polyclonal
Recommended application	WB, IF, ELISA
Concentration	1 mg/ml
Full name	Olfactory receptor 7C1 Antibody
Synonyms	OR7C1; OR7C4; Olfactory receptor 7C1; Olfactory receptor 7C4; Olfactory receptor OR19-16; Olfactory receptor TPCR86

This product is for research use only, not for use in human, therapeutic or diagnostic procedure.

Background

Olfactory receptors interact with odorant molecules in the nose, to initiate a neuronal response that triggers the perception of a smell. The olfactory receptor proteins are members of a large family of G-protein-coupled receptors (GPCR) arising from single coding-exon genes. Olfactory receptors share a 7-transmembrane domain structure with many neurotransmitter and hormone receptors and are responsible for the recognition and G protein-mediated transduction of odorant signals. The olfactory receptor gene family is the largest in the genome. The nomenclature assigned to the olfactory receptor genes and proteins for this organism is independent of other organisms.

Recommended Dilution

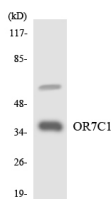
WB: 1: 500 - 1: 2000

IF: 1: 200 - 1: 1000


ELISA: 1: 20000

Not yet tested in other applications.

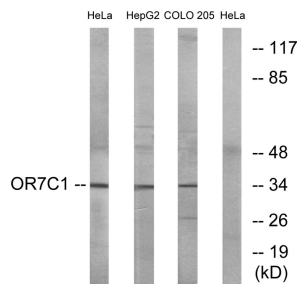
Images



Western blot analysis of the lysates from HT-29 cells using OR7C1 antibody.



Western Blot analysis of various cells using Olfactory receptor 7C1 Polyclonal Antibody diluted at 1:500



Storage

-20°C for one year

501 Changsheng S Rd, Nanhu Dist, Jiaxing, Zhejiang, China

Tel: 86 21 31007137 | E-mail: save@bt-laboratory.com | www.bt-laboratory.com