

PFAAP5 Polyclonal Antibody

Description

Product type	Primary Antibody
Code	BT-AP07087
Host	Rabbit
Isotype	IgG
Size	20ul, 50ul, 100ul
Immunogen	The antiserum was produced against synthesized peptide derived from human N4BP2L2. AA range:358-407
Mol wt	67459
Species reactivity	Human, Mouse
Clonality	Polyclonal
Recommended application	WB, ELISA
Concentration	1 mg/ml
Full name	PFAAP5 Antibody
Synonyms	N4BP2L2; CG005; PFAAP5; NEDD4-binding protein 2-like 2; Phosphonoformate immuno-associated protein 5

This product is for research use only, not for use in human, therapeutic or diagnostic procedure.

Background

N4BP2L2 (NEDD4 Binding Protein 2-Like 2) is a Protein Coding gene. GO annotations related to this gene include enzyme binding and RNA polymerase II transcription corepressor activity.

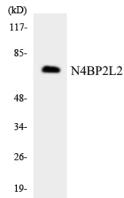
Recommended Dilution

WB: 1: 500 - 1: 2000


ELISA: 1: 10000

Not yet tested in other applications.

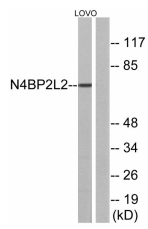
Images



Western blot analysis of the lysates from K562 cells using N4BP2L2 antibody.



Western Blot analysis of LOVO cells using PFAAP5 Polyclonal Antibody



Western blot analysis of lysates from LOVO cells, using N4BP2L2 Antibody. The lane on the right is blocked with the synthesized peptide.

Storage

-20°C for one year

501 Changsheng S Rd, Nanhu Dist, Jiaxing, Zhejiang, China

Tel: 86 21 31007137 | E-mail: save@bt-laboratory.com | www.bt-laboratory.com