

Plakophilin 4 Polyclonal Antibody

Description

Product type	Primary Antibody
Code	BT-AP07250
Host	Rabbit
Isotype	IgG
Size	20ul, 50ul, 100ul
Immunogen	The antiserum was produced against synthesized peptide derived from human PKP4. AA range:185-234
Mol wt	134269
Species reactivity	Human, Mouse
Clonality	Polyclonal
Recommended application	WB, IHC-p, ELISA
Concentration	1 mg/ml
Full name	Plakophilin 4 Antibody
Synonyms	PKP4; Plakophilin-4; p0071

This product is for research use only, not for use in human, therapeutic or diagnostic procedure.

Background

PKP4 (Plakophilin 4) is a Protein Coding gene. Among its related pathways are Cell adhesion_Endothelial cell contacts by junctional mechanisms. GO annotations related to this gene include binding. An important paralog of this gene is CTNND1.

Recommended Dilution


WB: 1: 500 - 1: 2000

IHC: 1: 100 - 1: 300

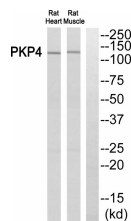
ELISA: 1: 5000

Not yet tested in other applications.

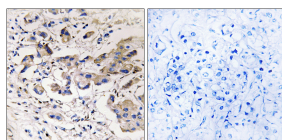
Images



Western blot analysis of mouse-heart lysis using Plakophilin 4 antibody. Antibody was diluted at 1:2000



Western blot analysis of PKP4 Antibody. The lane on the right is blocked with the PKP4 peptide.



Immunohistochemistry analysis of paraffin-embedded human breast carcinoma, using PKP4 Antibody. The lane on the right is blocked with the PKP4 peptide.

Storage

-20°C for one year

501 Changsheng S Rd, Nanhu Dist, Jiaxing, Zhejiang, China

Tel: 86 21 31007137 | E-mail: save@bt-laboratory.com | www.bt-laboratory.com