

TyrRS Polyclonal Antibody

Description

Product type	Primary Antibody
Code	BT-AP09321
Host	Rabbit
Isotype	IgG
Size	20ul, 50ul, 100ul
Immunogen	The antiserum was produced against synthesized peptide derived from the C-terminal region of human YARS. AA range:451-500
Mol wt	59143
Species reactivity	Human, Mouse, Rat
Clonality	Polyclonal
Recommended application	WB, ELISA
Concentration	1 mg/ml
Full name	TyrRS Antibody
Synonyms	Tyrosine--tRNA ligase, cytoplasmic (EC 6.1.1.1) (Tyrosyl-tRNA synthetase) (TyrRS)

This product is for research use only, not for use in human, therapeutic or diagnostic procedure.

Background

Aminoacyl-tRNA synthetases catalyze the aminoacylation of tRNA by their cognate amino acid. Because of their central role in linking amino acids with nucleotide triplets contained in tRNAs, aminoacyl-tRNA synthetases are thought to be among the first proteins that appeared in evolution. Tyrosyl-tRNA synthetase belongs to the class I tRNA synthetase family. Cytokine activities have also been observed for the human tyrosyl-tRNA synthetase, after it is split into two parts, an N-terminal fragment that harbors the catalytic site and a C-terminal fragment found only in the mammalian enzyme. The N-terminal fragment is an interleukin-8-like cytokine, whereas the released C-terminal fragment is an EMAP II-like cytokine.

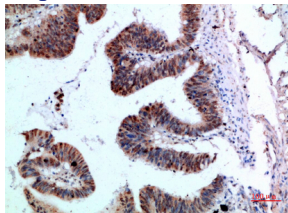
Recommended Dilution

WB: 1: 500 - 2000

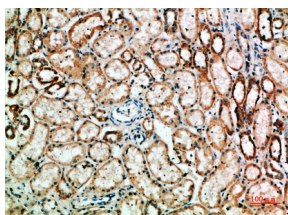
ELISA: 1: 10000 - 20000

Not yet tested in other applications.

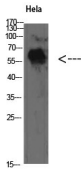
Images



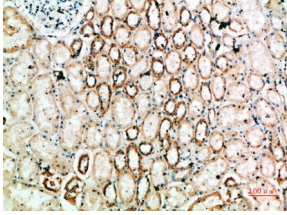
Immunohistochemical analysis of paraffin-embedded human-colon-cancer, antibody was diluted at 1:200



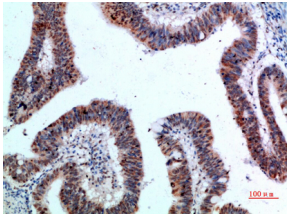
Immunohistochemical analysis of paraffin-embedded human-kidney, antibody was diluted at 1:200



Western Blot analysis of HeLa cells using TyrRS Polyclonal Antibody diluted at 1:500. Secondary antibody was diluted at 1:20000



Immunohistochemical analysis of paraffin-embedded human-kidney, antibody was diluted at 1:200



Immunohistochemical analysis of paraffin-embedded human-colon-cancer, antibody was diluted at 1:200

Storage

-20°C for one year

501 Changsheng S Rd, Nanhu Dist, Jiaxing, Zhejiang, China

Tel: 86 21 31007137 | E-mail: save@bt-laboratory.com | www.bt-laboratory.com