

ZnT-4 Polyclonal Antibody

Description

| | |
|--------------------------------|--|
| Product type | Primary Antibody |
| Code | BT-AP09751 |
| Host | Rabbit |
| Isotype | IgG |
| Size | 20ul, 50ul, 100ul |
| Immunogen | The antiserum was produced against synthesized peptide derived from human SLC30A4. AA range:71-120 |
| Mol wt | 47497 |
| Species reactivity | Human, Mouse, Rat |
| Clonality | Polyclonal |
| Recommended application | WB, IHC-p, ELISA |
| Concentration | 1 mg/ml |
| Full name | ZnT-4 Antibody |
| Synonyms | SLC30A4; ZNT4; Zinc transporter 4; ZnT-4; Solute carrier family 30 member 4 |

This product is for research use only, not for use in human, therapeutic or diagnostic procedure.

Background

Zinc is the second most abundant trace metal in the human body. It is an essential element, serving both a structural role, as in the formation of zinc fingers in DNA-binding proteins, and a catalytic role in metalloenzymes, such as pancreatic carboxypeptidases (e.g. MIM 114852), alkaline phosphatases (e.g. MIM 171760), various dehydrogenases, and superoxide dismutases (e.g. MIM 147450). SLC30A4 (solute carrier family 30 member 4), or ZNT4, belongs to the ZNT family of zinc transporters. ZNTs are involved in transporting zinc out of the cytoplasm and have similar structures, consisting of 6 transmembrane domains and a histidine-rich cytoplasmic loop.

Recommended Dilution

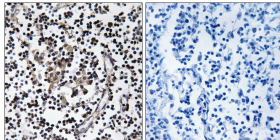
WB: 1: 500 - 1: 2000

IHC: 1: 100 - 1: 300

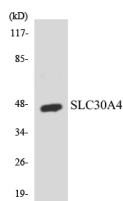
ELISA: 1: 5000

Not yet tested in other applications.

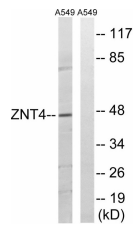
Images



Immunohistochemistry analysis of paraffin-embedded human lymph node tissue, using SLC30A4 Antibody. The picture on the right is blocked with the synthesized peptide.



Western blot analysis of the lysates from 293 cells using SLC30A4 antibody.



Western blot analysis of lysates from A549 cells, using SLC30A4 Antibody. The lane on the right is blocked with the synthesized peptide.

Storage

-20°C for one year

501 Changsheng S Rd, Nanhu Dist, Jiaxing, Zhejiang, China

Tel: 86 21 31007137 | E-mail: save@bt-laboratory.com | www.bt-laboratory.com