

OSM Polyclonal Antibody

Description

Product type	Primary Antibody
Code	BT-AP12554
Host	Rabbit
Isotype	IgG
Size	20ul, 50ul, 100ul
Immunogen	Synthetic peptide from human protein at AA range: 50-100
Mol wt	N/A
Species reactivity	Human, Rat, Mouse
Clonality	Polyclonal
Recommended application	IHC-p, IF, ELISA
Concentration	1 mg/ml
Full name	Oncostatin-M
Synonyms	Oncostatin-M ;OSM; Oncostatin-M; OSM

This product is for research use only, not for use in human, therapeutic or diagnostic procedure.

Background

This gene encodes a member of the leukemia inhibitory factor/oncostatin-M (LIF/OSM) family of proteins. The encoded preproprotein is proteolytically processed to generate the mature protein. This protein is a secreted cytokine and growth regulator that inhibits the proliferation of a number of tumor cell lines. This protein also regulates the production of other cytokines, including interleukin 6, granulocyte-colony stimulating factor and granulocyte-macrophage colony stimulating factor in endothelial cells. This gene and the related gene, leukemia inhibitory factor, also present on chromosome 22, may have resulted from the duplication of a common ancestral gene. Alternative splicing results in multiple transcript variants, at least one of which encodes an isoform that is proteolytically processed.

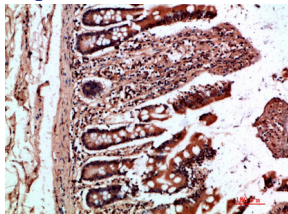
Recommended Dilution

IHC-p: 1: 50 - 1: 200

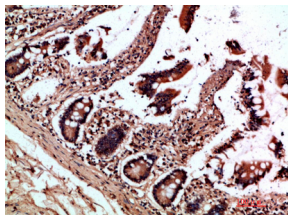
ELISA: 1: 10000 - 1: 20000

Not yet tested in other applications.

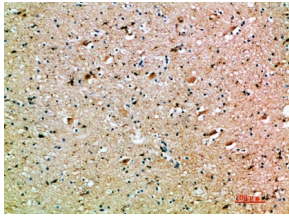
Images



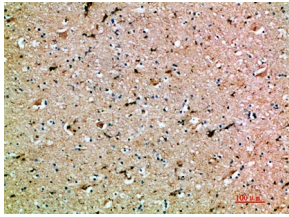
Immunohistochemical analysis of paraffin-embedded human-colon, antibody was diluted at 1:200



Immunohistochemical analysis of paraffin-embedded human-colon, antibody was diluted at 1:200



Immunohistochemical analysis of paraffin-embedded human-brain, antibody was diluted at 1:200



Immunohistochemical analysis of paraffin-embedded human-brain, antibody was diluted at 1:200

Storage

-20°C for 1 year

501 Changsheng S Rd, Nanhu Dist, Jiaxing, Zhejiang, China

Tel: 86 21 31007137 | E-mail: save@bt-laboratory.com | www.bt-laboratory.com