

GRP78/Bip Monoclonal Antibody(8G3)

Description

Product type	Primary Antibody
Code	BT-MCA0632
Host	Mouse
Isotype	IgG
Size	20ul, 50ul, 100ul
Immunogen	Synthetic Peptide of GRP78/Bip
Mol wt	N/A
Species reactivity	Human,Rat
Clonality	Monoclonal
Recommended application	WB, IHC-p, IF
Concentration	1 mg/ml
Full name	Endoplasmic reticulum chaperone BiP
Synonyms	HSPA5; GRP78; 78 kDa glucose-regulated protein; GRP-78; Endoplasmic reticulum luminal Ca(2+)-binding protein grp78; Heat shock 70 kDa protein 5; Immunoglobulin heavy chain-binding protein; BiP

This product is for research use only, not for use in human, therapeutic or diagnostic procedure.

Background

The protein encoded by this gene is a member of the heat shock protein 70 (HSP70) family. It is localized in the lumen of the endoplasmic reticulum (ER), and is involved in the folding and assembly of proteins in the ER. As this protein interacts with many ER proteins, it may play a key role in monitoring protein transport through the cell.

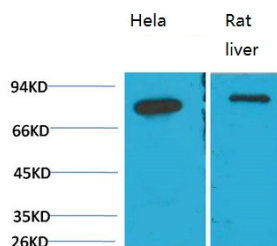
Recommended Dilution

IHC: 1:100-200

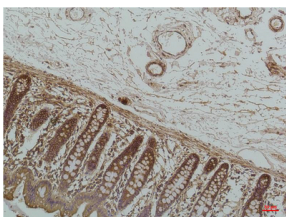
WB: 1:1000-2000

Not yet tested in other applications.

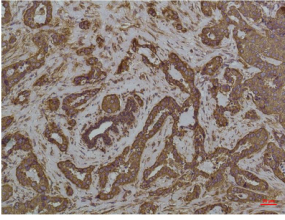
Images



Western blot analysis of 1)Hela, 2) Rat LiverTissue with GRP78/Bip Mouse Monoclonal antibody diluted at 1:2.000.



Immunohistochemical analysis of paraffin-embedded Human Colon Carcinoma using GRP78/BipMouse Monoclonal antibody diluted at 1:200.



Immunohistochemical analysis of paraffin-embedded Human Breast Carcinoma using GRP78/BipMouse Monoclonal antibody diluted at 1:200.

Storage

-20°C for one year

501 Changsheng S Rd, Nanhu Dist, Jiaxing, Zhejiang, China

Tel: 86 21 31007137 | E-mail: save@bt-laboratory.com | www.bt-laboratory.com