

TTR mouse Monoclonal Antibody(5D2)

Description

Product type	Primary Antibody
Code	BT-MCA1249
Host	Mouse
Isotype	IgG
Size	20ul, 50ul, 100ul
Immunogen	Recombinant Protein of TTR
Mol wt	N/A
Species reactivity	Human
Clonality	Monoclonal
Recommended application	WB, IHC-p, IF
Concentration	1 mg/ml
Full name	Transthyretin
Synonyms	Transthyretin; ATTR; Prealbumin; TBPA

This product is for research use only, not for use in human, therapeutic or diagnostic procedure.

Background

This gene encodes transthyretin, one of the three prealbumins including alpha-1-antitrypsin, transthyretin and orosomucoid. Transthyretin is a carrier protein| it transports thyroid hormones in the plasma and cerebrospinal fluid, and also transports retinol (vitamin A) in the plasma. The protein consists of a tetramer of identical subunits. More than 80 different mutations in this gene have been reported| most mutations are related to amyloid deposition, affecting predominantly peripheral nerve and/or the heart, and a small portion of the gene mutations is non-amyloidogenic. The diseases caused by mutations include amyloidotic polyneuropathy, euthyroid hyperthyroxinaemia, amyloidotic vitreous opacities, cardiomyopathy, oculoleptomeningeal amyloidosis, meningocerebrovascular amyloidosis, carpal tunnel syndrome, etc.

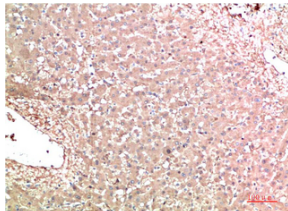
Recommended Dilution

IHC-p: 1:50-300

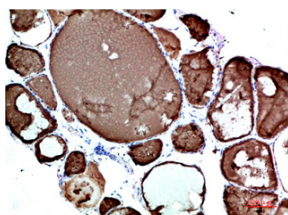
WB: 1:500-2000

Not yet tested in other applications.

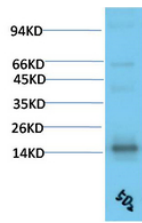
Images



Immunohistochemical analysis of paraffin-embedded Human Liver Carcinoma Tissue using TTR Mouse Monoclonal antibody diluted at 1:200



Immunohistochemical analysis of paraffin-embedded Human Thyroid Tissue using TTR Mouse Monoclonal antibody diluted at 1:200



Western blot analysis of Human Serum using TTR Mouse Monoclonal antibody diluted at 1:2000

Storage

-20°C for one year

501 Changsheng S Rd, Nanhu Dist, Jiaxing, Zhejiang, China

Tel: 86 21 31007137 | E-mail: save@bt-laboratory.com | www.bt-laboratory.com