

## SOX2 Monoclonal Antibody

### Description

<b>Product type</b>	Antibody
<b>Code</b>	BT-MCA2455
<b>Host</b>	Mouse
<b>Isotype</b>	Mouse IgG1
<b>Size</b>	100µL, 50µL
<b>Immunogen</b>	Purified recombinant fragment of human SOX2 expressed in E. Coli.
<b>Mol wt</b>	34kDa
<b>Species reactivity</b>	Human
<b>Clonality</b>	Monoclonal
<b>Recommended application</b>	IHC,ICC
<b>Concentration</b>	N/A
<b>Full name</b>	N/A
<b>Synonyms</b>	ANOP3;MCOPS3

This product is for research use only, not for use in human, therapeutic or diagnostic procedure.

### Background

This intronless gene encodes a member of the SRY-related HMG-box (SOX) family of transcription factors involved in the regulation of embryonic development and in the determination of cell fate. The product of this gene is required for stem-cell maintenance in the central nervous system, and also regulates gene expression in the stomach. Mutations in this gene have been associated with optic nerve hypoplasia and with syndromic microphthalmia, a severe form of structural eye malformation. This gene lies within an intron of another gene called SOX2 overlapping transcript (SOX2OT).

### Recommended Dilution

WB: 1:500 - 1:2000

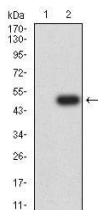
IHC-p: 1:200 - 1:1000

ICC: 1:200 - 1:1000

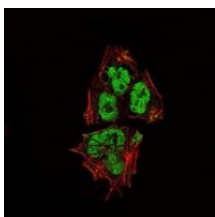
ELISA: 1:10000

Not yet tested in other applications.

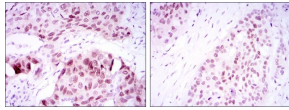
### Images



Western blot analysis using SOX2 mAb against HEK293 (1) and SOX2(AA: 2-317)-hIgGFc transfected HEK293 (2) cell lysate.



Immunofluorescence analysis of NTERA-2 cells using SOX2 mouse mAb (green). Red: Actin filaments have been labeled with Alexa Fluor-555 phalloidin.



Immunohistochemical analysis of paraffin-embedded lung cancer tissues (left) and esophageal cancer tissues (right) using SOX2 mouse mAb with DAB staining.

### Storage

Store at 4°C short term. Aliquot and store at -20°C long term.

501 Changsheng S Rd, Nanhu Dist, Jiaxing, Zhejiang, China

Tel: 86 21 31007137 | E-mail: [save@bt-laboratory.com](mailto:save@bt-laboratory.com) | [www.bt-laboratory.com](http://www.bt-laboratory.com)