

## NR3C1 Monoclonal Antibody

### Description

Product type	Antibody
Code	BT-MCA2634
Host	Mouse
Isotype	Mouse IgG1
Size	100µL, 50µL
Immunogen	Purified recombinant fragment of human NR3C1 expressed in E. Coli.
Mol wt	86kDa
Species reactivity	Human
Clonality	Monoclonal
Recommended application	WB,IHC,ICC,FCM
Concentration	N/A
Full name	N/A
Synonyms	GR;GCR;GRL;GCCR;NR3C1

This product is for research use only, not for use in human, therapeutic or diagnostic procedure.

### Background

The protein encoded by this gene is a receptor for glucocorticoids that can act as both a transcription factor and as a regulator of other transcription factors. This protein can also be found in heteromeric cytoplasmic complexes along with heat shock factors and immunophilins. The protein is typically found in the cytoplasm until it binds a ligand, which induces transport into the nucleus. Mutations in this gene are a cause of glucocorticoid resistance, or cortisol, resistance. Tissue specificity: Widely expressed. In the heart, detected in left and right atria, left and right ventricles, aorta, apex, intraventricular septum, and atrioventricular node as well as whole adult and fetal heart.

### Recommended Dilution

WB: 1:500 - 1:2000

IHC-p: 1:200 - 1:1000

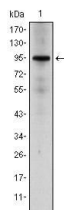
ICC: 1:200 - 1:1000

FCM: 1:200 - 1:400

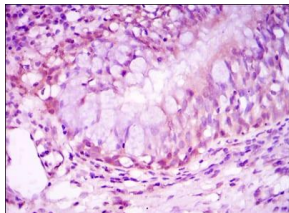
ELISA: 1:10000

Not yet tested in other applications.

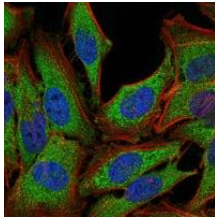
### Images



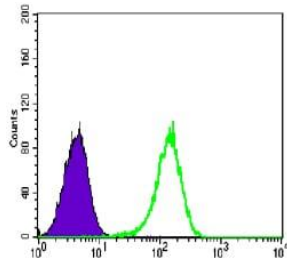
Western blot analysis using NR3C1 mouse mAb against Hela cell lysate.



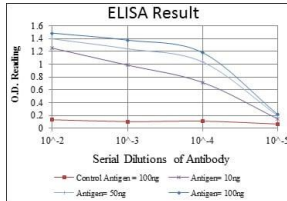
Immunohistochemical analysis of paraffin-embedded lung cancer tissues using NR3C1 mouse mAb with DAB staining.



Immunofluorescence analysis of PC-2 cells using NR3C1 mouse mAb (green). Blue: DRAQ5 fluorescent DNA dye. Red: Actin filaments have been labeled with Alexa Fluor-555 phalloidin.



Flow cytometric analysis of K562 cells using NR3C1 mouse mAb (green) and negative control (purple).



Red: Control Antigen (100ng); Purple: Antigen (10ng); Green: Antigen (50ng); Blue: Antigen (100ng);

### Storage

Store at 4°C short term. Aliquot and store at -20°C long term.

501 Changsheng S Rd, Nanhu Dist, Jiaxing, Zhejiang, China

Tel: 86 21 31007137 | E-mail: [save@bt-laboratory.com](mailto:save@bt-laboratory.com) | [www.bt-laboratory.com](http://www.bt-laboratory.com)