

GSC Monoclonal Antibody

Description

Product type	Antibody
Code	BT-MCA3727
Host	Mouse
Isotype	Mouse IgG1
Size	100µL, 50µL
Immunogen	Purified recombinant fragment of human GSC (AA: 191-257) expressed in E. Coli.
Mol wt	28.2kDa
Species reactivity	Human
Clonality	Monoclonal
Recommended application	Others
Concentration	N/A
Full name	N/A
Synonyms	GSC

This product is for research use only, not for use in human, therapeutic or diagnostic procedure.

Background

N/A

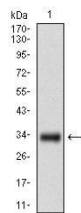
Recommended Dilution

WB: 1:500 - 1:2000

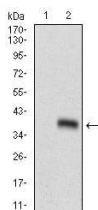
ELISA: 1:10000

Not yet tested in other applications.

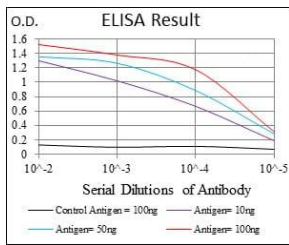
Images



Western blot analysis using GSC mAb against human GSC recombinant protein. (Expected MW is 33.5 kDa)



Western blot analysis using GSC mAb against HEK293 (1) and GSC (AA: 191-257)-hIgGFc transfected HEK293 (2) cell lysate.



Black line: Control Antigen (100 ng); Purple line: Antigen(10ng); Blue line: Antigen (50 ng); Red line: Antigen (100 ng);

Storage

Store at 4°C short term. Aliquot and store at -20°C long term.

501 Changsheng S Rd, Nanhu Dist, Jiaxing, Zhejiang, China

Tel: 86 21 31007137 | E-mail: save@bt-laboratory.com | www.bt-laboratory.com