

FUT4 Monoclonal Antibody

Description

Product type	Antibody
Code	BT-MCA3970
Host	Mouse
Isotype	Mouse IgG2b
Size	100µL, 50µL
Immunogen	Purified recombinant fragment of human FUT4 (AA: 199-302) expressed in E. Coli.
Mol wt	59kDa
Species reactivity	Human
Clonality	Monoclonal
Recommended application	WB
Concentration	N/A
Full name	N/A
Synonyms	LeX;CD15;ELFT;FCT3A;FUTIV;SSEA-1;FUC-TIV

This product is for research use only, not for use in human, therapeutic or diagnostic procedure.

Background

N/A

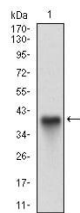
Recommended Dilution

WB: 1:500 - 1:2000


ELISA: 1:10000

Not yet tested in other applications.

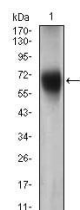
Images



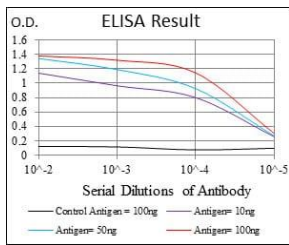
Western blot analysis using FUT4 mAb against human FUT4 recombinant protein. (Expected MW is 37 kDa)



Western blot analysis using FUT4 mAb against HEK293 (1) and FUT4 (AA: 199-302)-hIgGfc transfected HEK293 (2) cell lysate.



Western blot analysis using FUT4 mouse mAb against Jurkat cell lysate.



Black line: Control Antigen (100 ng); Purple line: Antigen(10ng); Blue line: Antigen (50 ng); Red line: Antigen (100 ng);

Storage

Store at 4°C short term. Aliquot and store at -20°C long term.

501 Changsheng S Rd, Nanhu Dist, Jiaying, Zhejiang, China

Tel: 86 21 31007137 | E-mail: save@bt-laboratory.com | www.bt-laboratory.com