

ATP6AP1 Monoclonal Antibody

Description

Product type	Antibody
Code	BT-MCA4152
Host	Mouse
Isotype	Mouse IgG1
Size	100μL, 50μL
Immunogen	Purified recombinant fragment of human ATP6AP1 (AA: 51-151) expressed in E. Coli.
Mol wt	52kDa
Species reactivity	Others
Clonality	Monoclonal
Recommended application	WB,FCM
Concentration	N/A
Full name	N/A
Synonyms	16A;CF2;Ac45;XAP3;XAP-3;ATP6S1;VATPS1;ATP6IP1

This product is for research use only, not for use in human, therapeutic or diagnostic procedure.

Background

This gene encodes a component of a multisubunit enzyme that mediates acidification of eukaryotic intracellular organelles. Vacuolar ATPase (V-ATPase) is comprised of a cytosolic V1 (site of the ATP catalytic site) and a transmembrane V0 domain. V-ATPase dependent organelle acidification is necessary for such intracellular processes as protein sorting, zymogen activation, and receptor-mediated endocytosis. The encoded protein of this gene may assist in the V-ATPase-mediated acidification of neuroendocrine secretory granules. This protein may also play a role in early development.

Recommended Dilution

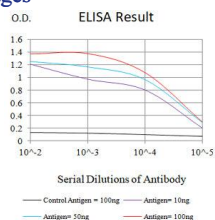
WB: 1:500 - 1:2000

FCM: 1:200 - 1:400

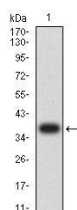
ELISA: 1:10000

Not yet tested in other applications.

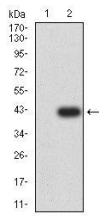
Images



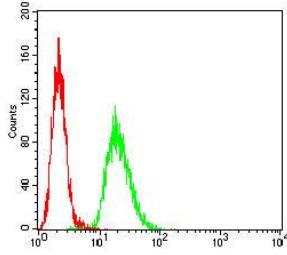
Black line: Control Antigen (100 ng);Purple line: Antigen (10ng); Blue line: Antigen (50 ng); Red line:Antigen (100 ng)




Western blot analysis using ATP6AP1 mAb against human ATP6AP1 (AA: 51-151) recombinant protein. (Expected MW is 37kDa)



Western blot analysis using ATP6AP1 mAb against HEK293-6e (1) and human ATP6AP1 (AA: 51-151)-hIgGFc transfected HEK293-6e (2) cell lysate.



Flow cytometric analysis of Hela cells using ATP6AP1 mouse mAb (green) and negative control (red).



Western blot analysis using ATP6AP1 mouse mAb against PC-3 (1) cell lysate.

Storage

Store at 4°C short term. Aliquot and store at -20°C long term.

501 Changsheng S Rd, Nanhu Dist, Jiaxing, Zhejiang, China

Tel: 86 21 31007137 | E-mail: save@bt-laboratory.com | www.bt-laboratory.com