

DLL4 Monoclonal Antibody

Description

Product type	Antibody
Code	BT-MCA4414
Host	Mouse
Isotype	Mouse IgG1
Size	100µL, 50µL
Immunogen	Purified recombinant fragment of human DLL4 (AA: 313-439) expressed in E. Coli.
Mol wt	74.6kDa
Species reactivity	Human
Clonality	Monoclonal
Recommended application	IHC
Concentration	N/A
Full name	N/A
Synonyms	hdelta2

This product is for research use only, not for use in human, therapeutic or diagnostic procedure.

Background

This gene is a homolog of the Drosophila delta gene. The delta gene family encodes Notch ligands that are characterized by a DSL domain, EGF repeats, and a transmembrane domain.

Recommended Dilution

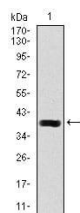
WB: 1:500 - 1:2000

IHC-p: 1:200 - 1:1000

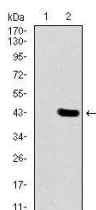
ELISA: 1:10000

Not yet tested in other applications.

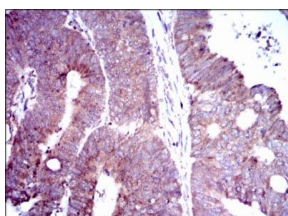
Images



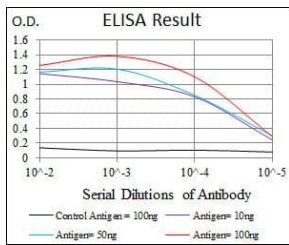
Western blot analysis using DLL4 mAb against human DLL4 recombinant protein. (Expected MW is 39.2 kDa)



Western blot analysis using DLL4 mAb against HEK293 (1) and DLL4 (AA: 313-439)-hIgGFc transfected HEK293 (2) cell lysate.



Immunohistochemical analysis of paraffin-embedded rectum cancer tissues using DLL4 mouse mAb with DAB staining.



Black line: Control Antigen (100 ng); Purple line: Antigen(10ng); Blue line: Antigen (50 ng); Red line: Antigen (100 ng);

Storage

Store at 4°C short term. Aliquot and store at -20°C long term.

501 Changsheng S Rd, Nanhu Dist, Jiaxing, Zhejiang, China

Tel: 86 21 31007137 | E-mail: save@bt-laboratory.com | www.bt-laboratory.com