

OLIG2 Monoclonal Antibody

Description

Product type	Antibody
Code	BT-MCA4423
Host	Mouse
Isotype	Mouse IgG1
Size	100µL, 50µL
Immunogen	Purified recombinant fragment of human OLIG2 expressed in E. Coli.
Mol wt	32kDa
Species reactivity	Human
Clonality	Monoclonal
Recommended application	IHC,ICC
Concentration	N/A
Full name	N/A
Synonyms	BHLHB1;OLIGO2;RACK17;PRKCBP2;bHLHe19;OLIG2

This product is for research use only, not for use in human, therapeutic or diagnostic procedure.

Background

This gene encodes a basic helix-loop-helix transcription factor which is expressed in oligodendroglial tumors of the brain. The protein is an essential regulator of ventral neuroectodermal progenitor cell fate. The gene is involved in a chromosomal translocation t(14;21)(q11.2;q22) associated with T-cell acute lymphoblastic leukemia. Its chromosomal location is within a region of chromosome 21 which has been suggested to play a role in learning deficits associated with Down syndrome. Tissue specificity: Expressed in the brain, in oligodendrocytes. Strongly expressed in oligodendrogliomas, while expression is weak to moderate in astrocytomas. Expression in glioblastomas highly variable.

Recommended Dilution

WB: 1:500 - 1:2000

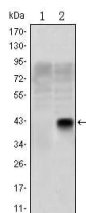
IHC-p: 1:200 - 1:1000

ICC: 1:200 - 1:1000

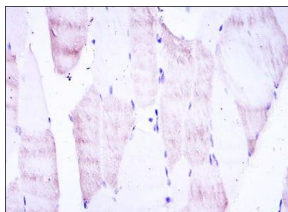
ELISA: 1:10000

Not yet tested in other applications.

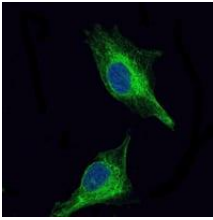
Images



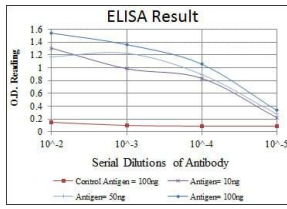
Western blot analysis using OLIG2 mAb against HEK293 (1) and OLIG2(AA: 1-122)-hIgGFc transfected HEK293 (2) cell lysate.



Immunohistochemical analysis of paraffin-embedded muscle tissues using OLIG2 mouse mAb with DAB staining.



Immunofluorescence analysis of U251 cells using OLIG2 mouse mAb (green). Blue: DRAQ5 fluorescent DNA dye.



Red: Control Antigen (100ng); Purple: Antigen (10ng); Green: Antigen (50ng); Blue: Antigen (100ng);

Storage

Store at 4°C short term. Aliquot and store at -20°C long term.

501 Changsheng S Rd, Nanhui Dist, Jiaying, Zhejiang, China

Tel: 86 21 31007137 | E-mail: save@bt-laboratory.com | www.bt-laboratory.com