

## KARS Monoclonal Antibody

### Description

<b>Product type</b>	Antibody
<b>Code</b>	BT-MCA4594
<b>Host</b>	Mouse
<b>Isotype</b>	Mouse IgG1
<b>Size</b>	100μL, 50μL
<b>Immunogen</b>	Purified recombinant fragment of KARS(aa90-174) expressed in E. Coli.
<b>Mol wt</b>	N/A
<b>Species reactivity</b>	Human
<b>Clonality</b>	Monoclonal
<b>Recommended application</b>	IHC
<b>Concentration</b>	N/A
<b>Full name</b>	N/A
<b>Synonyms</b>	KRS;KARS2;KIAA0070

This product is for research use only, not for use in human, therapeutic or diagnostic procedure.

### Background

KARS: lysyl-tRNA synthetase. Aminoacyl-tRNA synthetases are a class of enzymes that charge tRNAs with their cognate amino acids. Lysyl-tRNA synthetase is a homodimer localized to the cytoplasm which belongs to the class II family of tRNA synthetases. It has been shown to be a target of autoantibodies in the human autoimmune diseases, polymyositis or dermatomyositis.

### Recommended Dilution

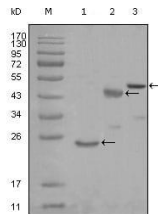
WB: 1:500 - 1:2000

IHC-p: 1:200 - 1:1000

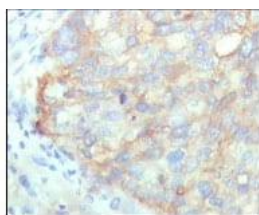
ELISA: 1:10000

Not yet tested in other applications.

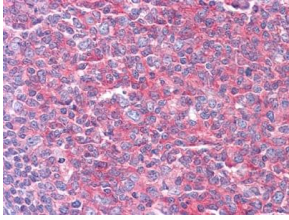
### Images



Western blot analysis using KARS mouse mAb against truncated Trx-KARS recombinant protein (1), truncated MBP-KARS (aa90-174) and full length KARS (aa1-188) transfected CHO-K1 cell lysate (3).



Immunohistochemical analysis of paraffin-embedded human cervical carcinoma, showing cytoplasmic localization with DAB staining using KARS mouse mAb.



Immunohistochemical analysis of paraffin-embedded human Tonsil tissues using KARS mouse mAb

### **Storage**

Store at 4°C short term. Aliquot and store at -20°C long term.

501 Changsheng S Rd, Nanhu Dist, Jiaxing, Zhejiang, China

Tel: 86 21 31007137 | E-mail: [save@bt-laboratory.com](mailto:save@bt-laboratory.com) | [www.bt-laboratory.com](http://www.bt-laboratory.com)