

OCT-4 Monoclonal Antibody

Description

Product type	Antibody
Code	BT-MCA4717
Host	Mouse
Isotype	Mouse IgG1
Size	100µL, 50µL
Immunogen	Synthesized peptide derived from internal of human Oct4.
Mol wt	45kDa
Species reactivity	Human
Clonality	Monoclonal
Recommended application	WB,ICC,FCM
Concentration	N/A
Full name	N/A
Synonyms	OCT3;OCT4;OTF3;OTF4;OTF-3;Oct-3;Oct-4;MGC22487;POU5F1

This product is for research use only, not for use in human, therapeutic or diagnostic procedure.

Background

This gene encodes a transcription factor containing a POU homeodomain. This transcription factor plays a role in embryonic development, especially during early embryogenesis, and it is necessary for embryonic stem cell pluripotency. A translocation of this gene with the Ewing's sarcoma gene, t(6;22)(p21;q12), has been linked to tumor formation. Alternative splicing, as well as usage of alternative translation initiation codons, results in multiple isoforms, one of which initiates at a non-AUG (CUG) start codon. Related pseudogenes have been identified on chromosomes 1, 3, 8, 10, and 12. (provided by RefSeq). Tissue specificity: Expressed in developing brain. Highest levels found in specific cell layers of the cortex, the olfactory bulb, the hippocampus and the cerebellum. Low levels of expression in adult tissues.

Recommended Dilution

WB: 1:500 - 1:2000

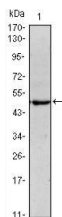
ICC: 1:200 - 1:1000

FCM: 1:200 - 1:400

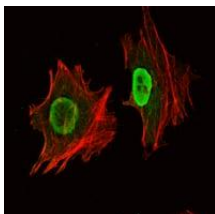
ELISA: 1:10000

Not yet tested in other applications.

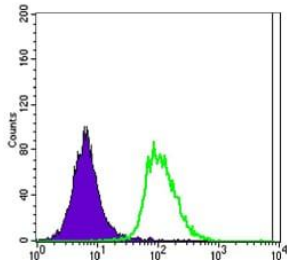
Images



Western blot analysis using Oct4 mouse mAb against NTERA-2 (1) cell lysate.



Immunofluorescence analysis of NTERA-2 cells using Oct4 mouse mAb (green). Red: Actin filaments have been labeled with Alexa Fluor-555 phalloidin.



Flow cytometric analysis of Jurkat cells using Oct4 mouse mAb (green) and negative control (purple).

Storage

Store at 4°C short term. Aliquot and store at -20°C long term.

501 Changsheng S Rd, Nanhu Dist, Jiaxing, Zhejiang, China

Tel: 86 21 31007137 | E-mail: save@bt-laboratory.com | www.bt-laboratory.com